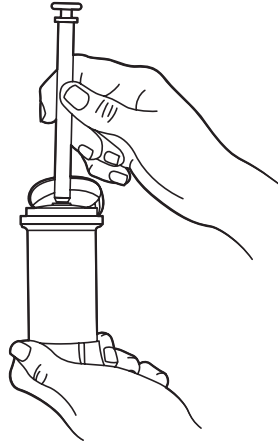


# Topi-Click® PERL Vaginal Dosing Kit Instructions



## 1. Open

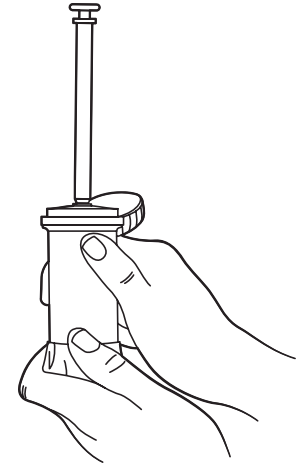
Flip Topi-Click® PERL shell cap open using integrated tab.



## 2. Attach Applicator

Snap-on the Topi-Click® PERL applicator to extended receptor port.

**Note:** Plunger should be fully inside the applicator as shown.



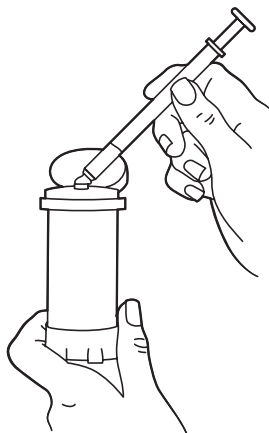
## 3. Load / Dispense

To dispense medication, simply turn/CLICK the base of the Topi-Click® PERL to load the metered dose. Keep the Topi-Click® PERL in vertical position when loading the applicator as shown.

**Note:** Each quarter turn/CLICK dispenses 0.25 mL of medication accurately and does not need fill lines on the applicator. See Dosing Guide below.

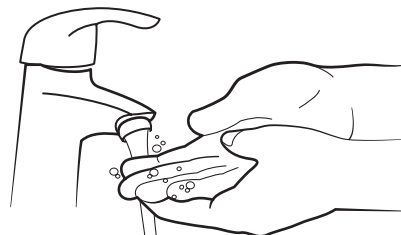
### Dosing Guide

1 Click	0.25 mL
2 Clicks	0.50 mL
3 Clicks	0.75 mL
4 Clicks	1.00 mL



## 4. Remove Applicator

Lean the Topi-Click® PERL Applicator over as shown until the applicator releases from the receptor port.



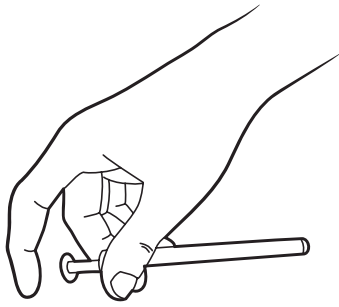
## 5. Prepare

Wash your hands thoroughly with soap and dry them completely.



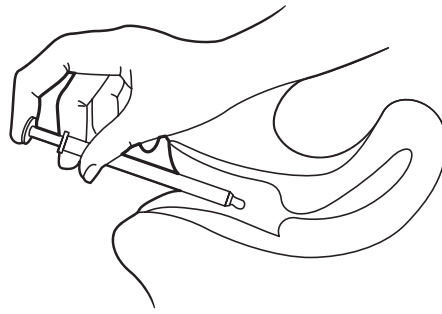
## 6. Position

Lay down on a flat surface with knees slightly bent, or stand with one foot on a chair.




## 7. Insert

Hold the applicator between your thumb and middle finger, keeping your index finger free for the plunger. Part vaginal area with your free hand and aim the applicator toward your lower back. Stop when the applicator cannot go further, or you feel discomfort.



## 8. Dispense

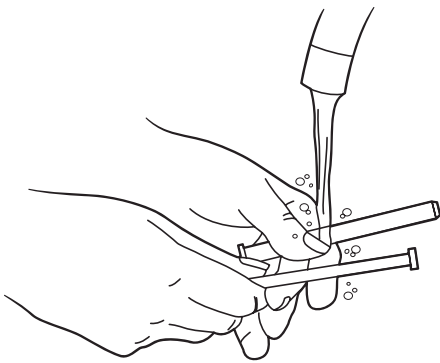
Slowly push the plunger to release the medication, then gently remove with a slight twisting motion to help the medication adhere to the vaginal wall.



## 9. Absorb

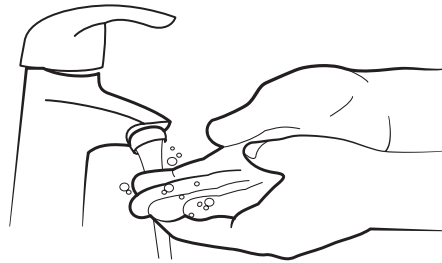
Lay down for at least 5 minutes to allow absorption.

**Note:** It is normal for some of the medication to leak out. A pad or panty liner can be used to avoid getting on clothing.



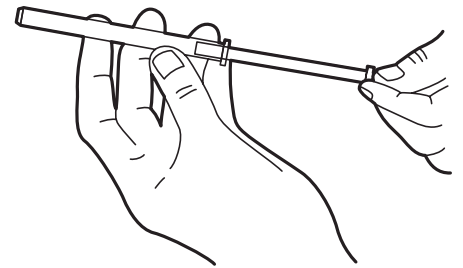
## 10. Clean Applicator

Take the applicator apart (separate plunger from barrel) and clean it thoroughly with soap and warm water. Lay applicator parts to air dry.



## 11. Wash Hands

Wash your hands again to avoid medication transfer.



## 12. Reuse

The Topi-Click® PERL applicator can be reused throughout your prescription. Always clean thoroughly between uses.